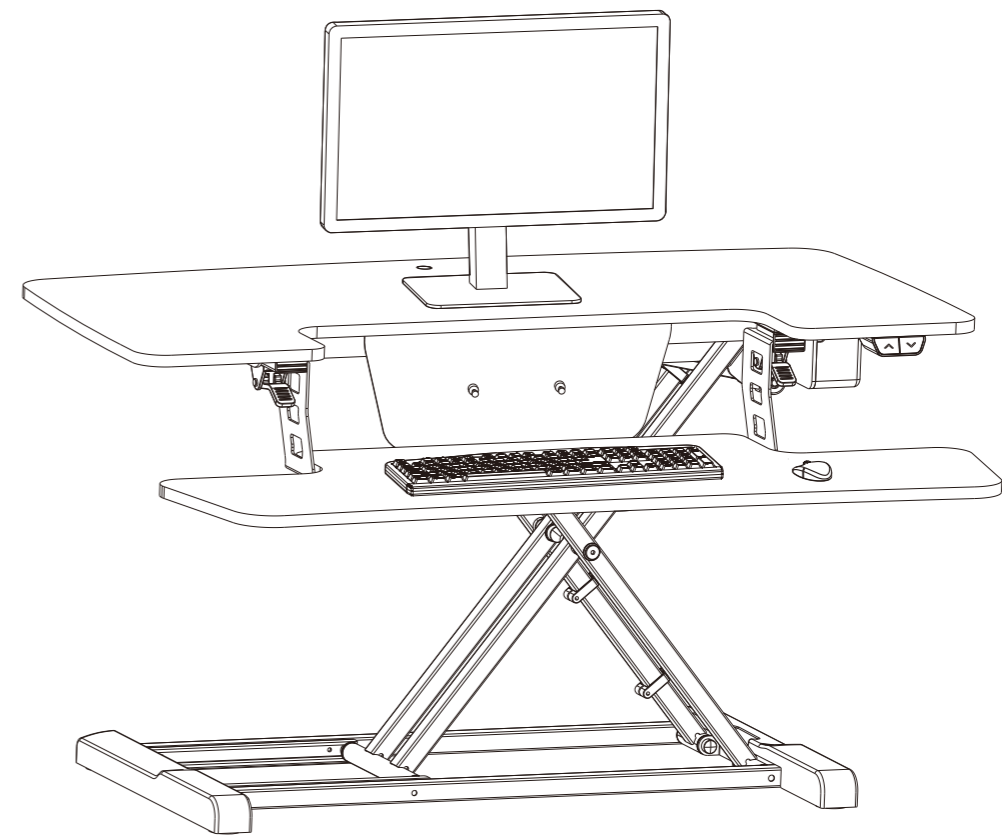


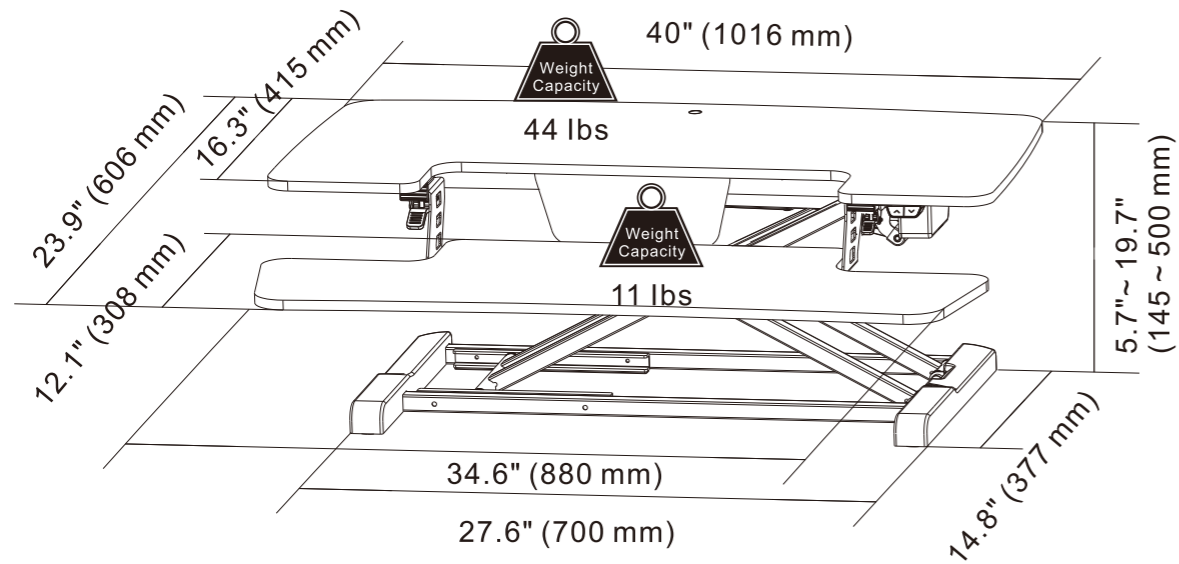
FLEXISPOT

Item No. EM7L
Installation Guide



Motorized Computer Riser

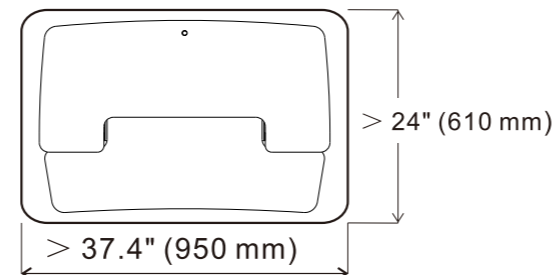
Specifications



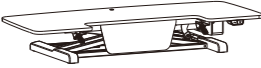



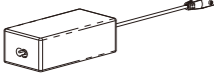


Do not exceed the max. loading capacity as shown.

Max. Weight Capacity	55 lbs (25 kg)
Adjustment Range	5.7" ~ 19.7" (145 ~ 500 mm)
Input Voltage	100 ~ 240 V
Max. Speed	30 mm/s
Temperature	32° - 104° F
Working Frequency	10% Working 2 minutes then stop 18 minutes

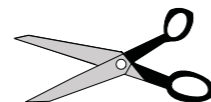
The size of desktop work surface :



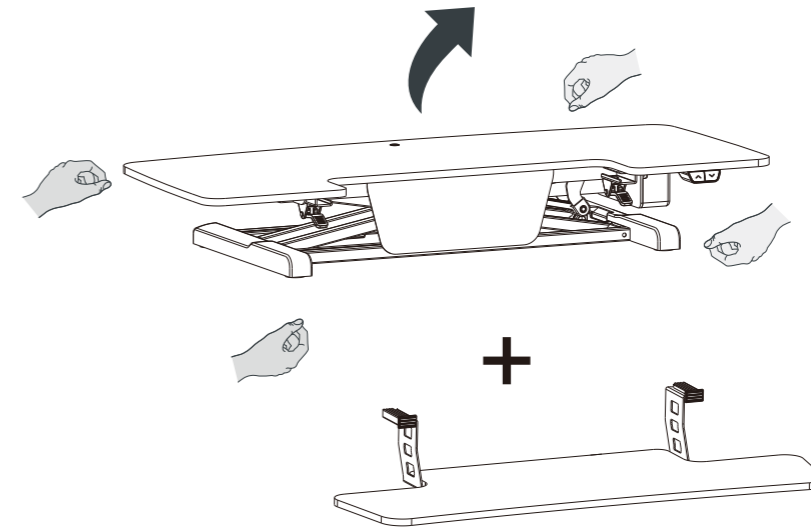
Parts Included

A	B	C	D
 x1	 x1	 x4	 x2
E	F	G	
 x1	 x1	 x2	

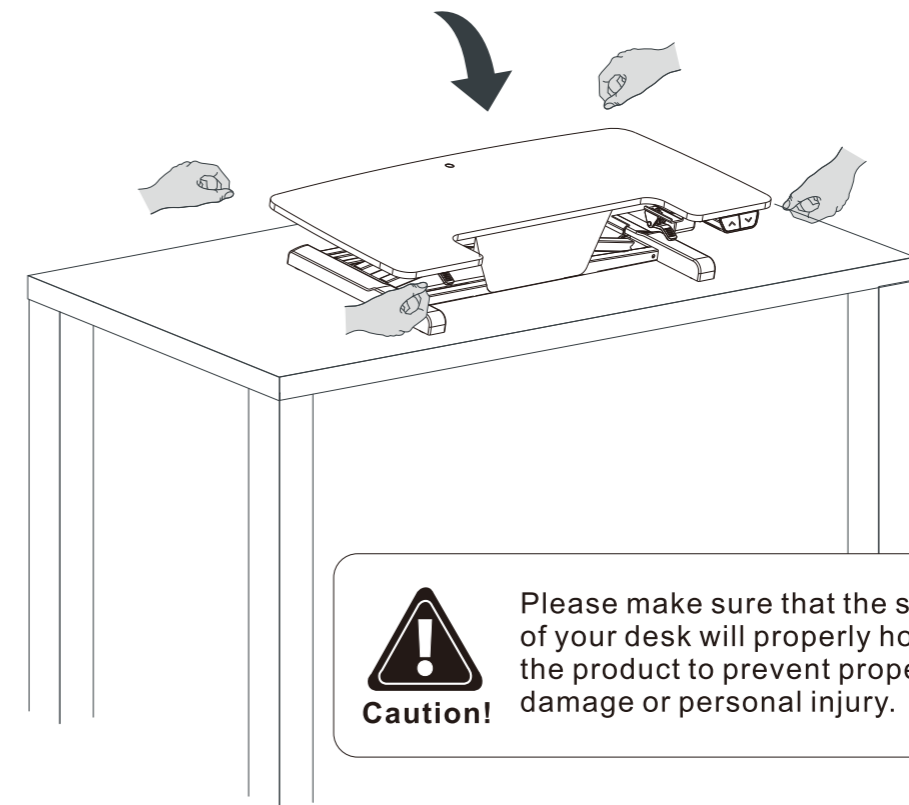
Tools Needed



Step 1

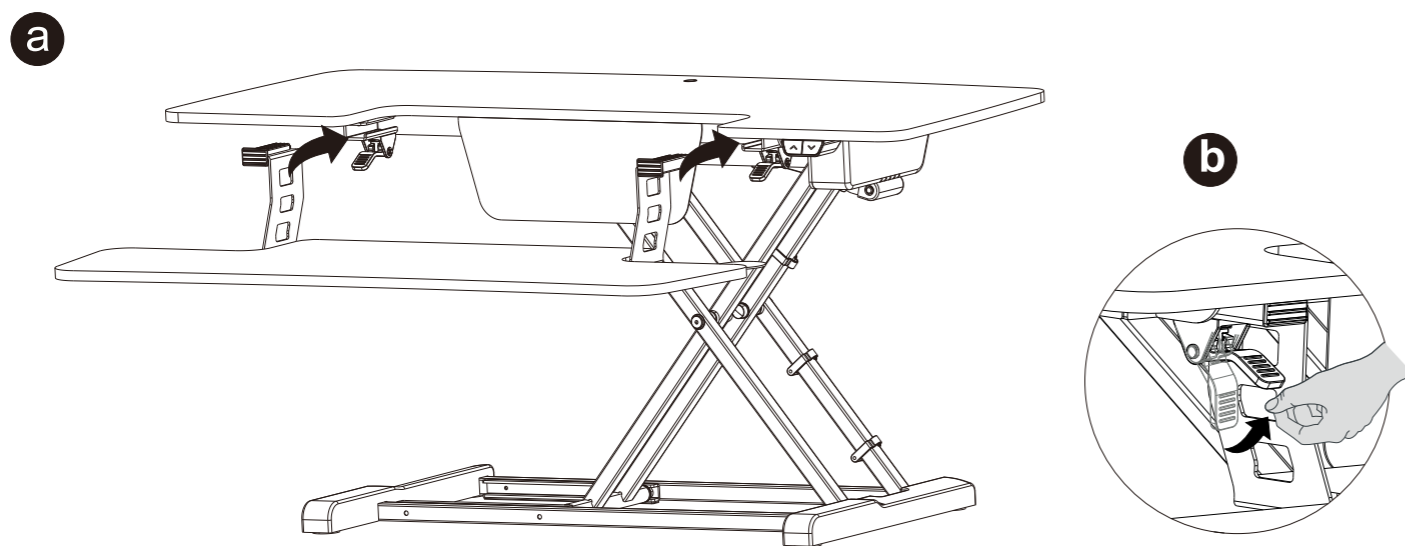


Unpack the box and place the sit-stand desk on your desk.



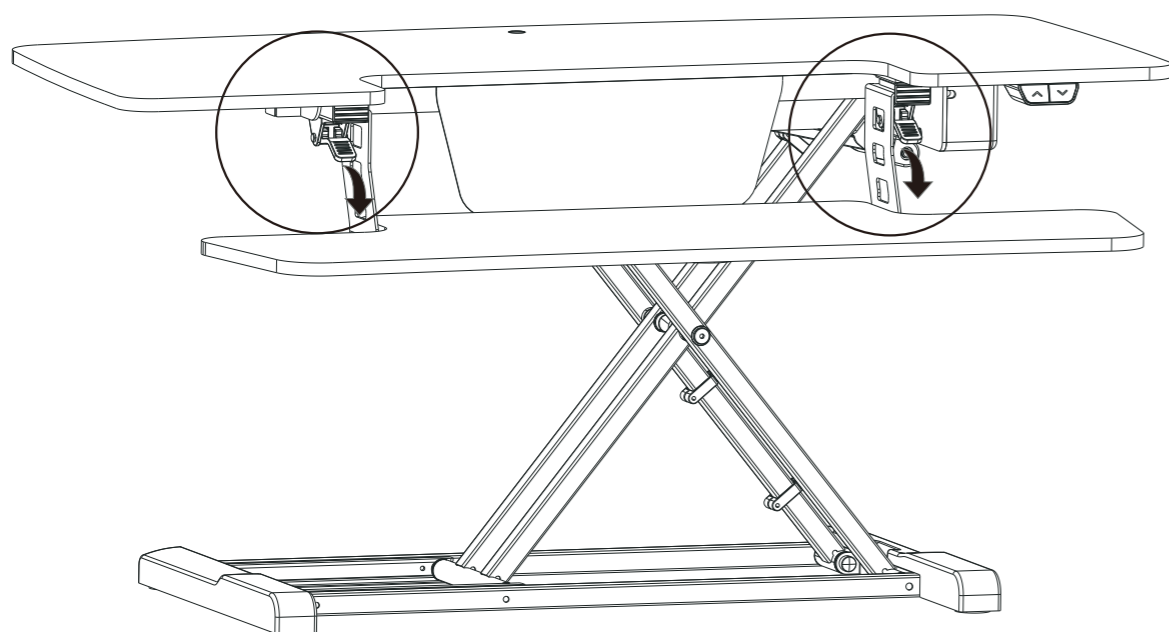
Please make sure that the size of your desk will properly hold the product to prevent property damage or personal injury.

Step 2

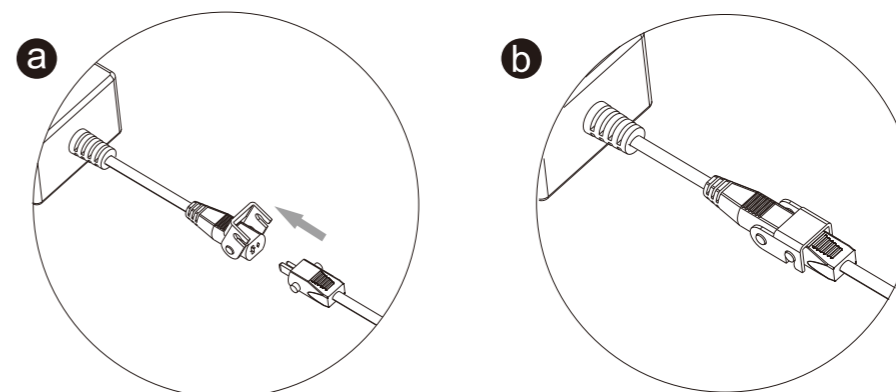
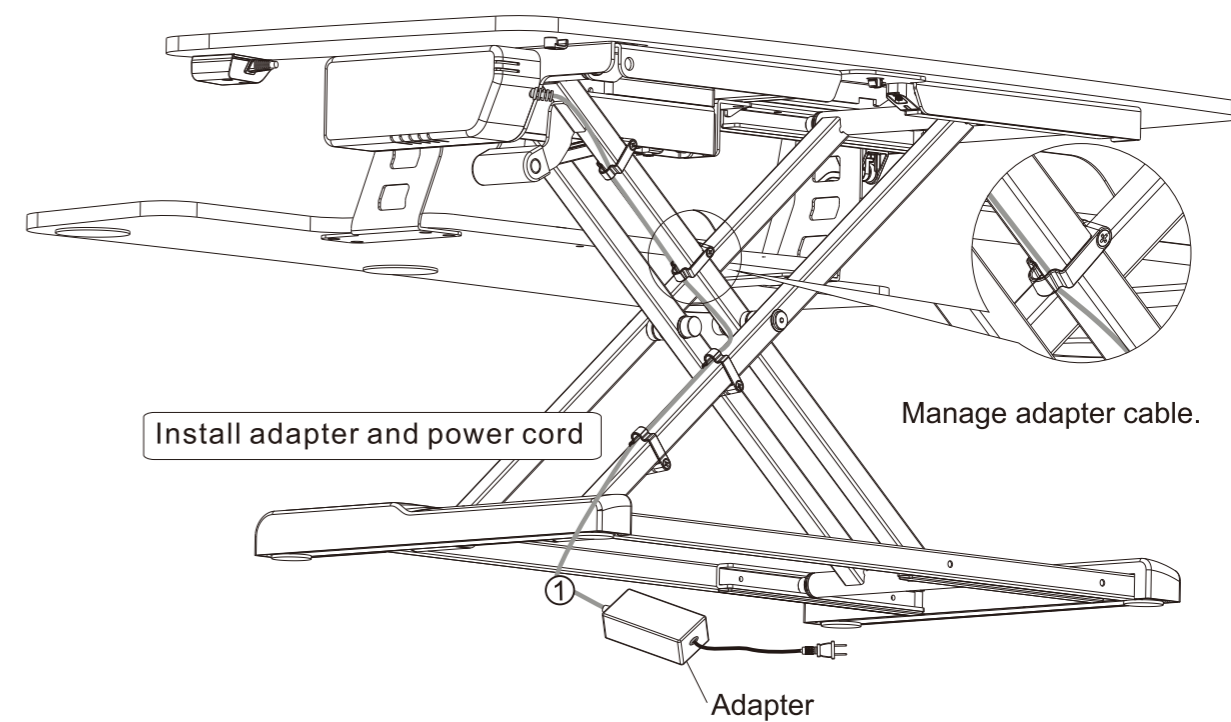


Connect the keyboard tray to the desktop plate.
a. Unlock the handle grips on both sides then attach the keyboard tray as shown in the diagram.
b. Lock the handles down to finish assembly.

Remove the keyboard tray
Please open the handle grips on both sides, then take out the keyboard tray.



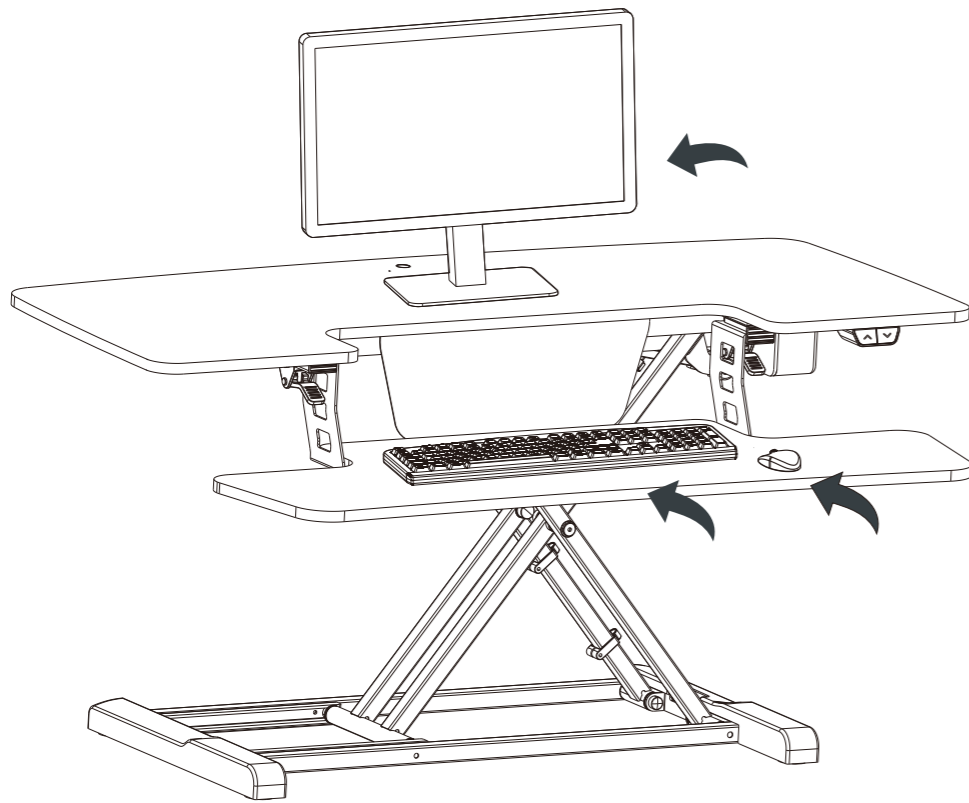
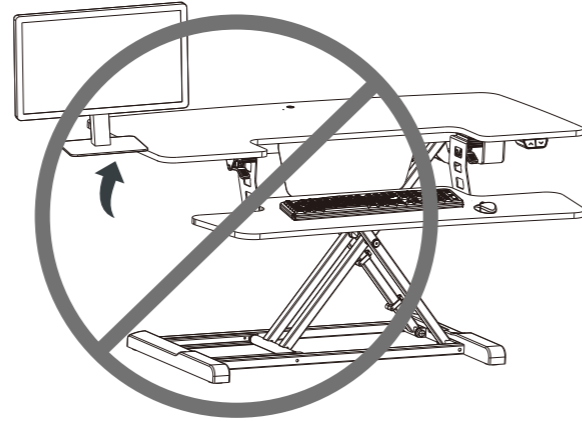
Step 3



Do not place your hands near the strut during adjustments.
The angle of the strut joints will change during the adjustment of the desktop height and it may hurt you.

Step 4

Place your computer devices onto the worktop of the sit-stand desk.



Caution!

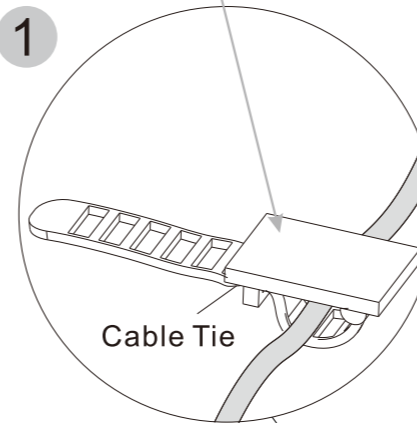
Please make sure all the devices are stably placed on the desktop. Do not exceed the edge of the desktop to prevent property damage or personal injury.

Step 5

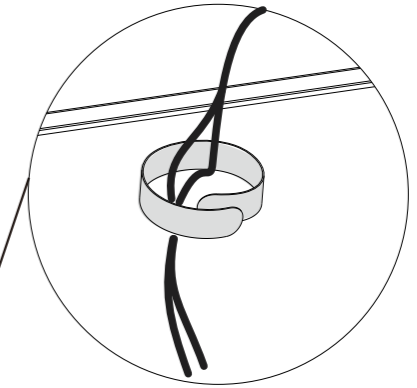
Manage the cables using the cable ties. They can be attached to the surface of the desk.

Manage the cables using cable manager.

1



2



Cable

The magnets for sticky notes.



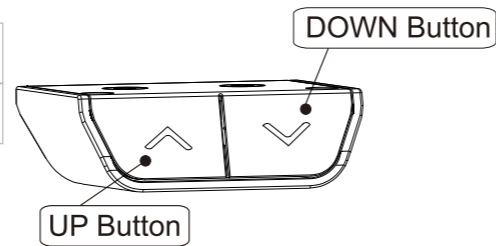
Caution!

Do not tie the cables too tight. Allow the devices to move vertically to prevent property damage or personal injury.

Eypad Instruction

●	"▲"	UP button, used to lift the desk surface
●	"▼"	DOWN button, used to lower the desk surface

Keypad



Troubleshooting

The list is used for checking and solving common faults and errors. Please contact the manufacturer if the problem your met is not on the list below. Only trained staff are allowed to check and solve the problems.

Faults	Solution
Keypad does not work after turn on the power	1. Check the cable connection status
	2. Contact the distributor or the manufacturer.
Cannot lift	1. Check if the loading weighs more than 55 lbs (25 kg).
	2. Contact the distributor or the manufacturer.
Overworked beyond duty cycle: Max 2min on/18 min off	1. Recommend stop working for 30 minutes.
	2. Contact the distributor or the manufacturer.

Attentions

1. Power supply: AC100 - 240V, frequency 50HZ/60HZ;
2. Working environment: 32° - 104° F;
3. Before cleaning, you have to unplug the power plug. Clean with a slightly damp cloth to wipe the surface dust. Keep all electrical components away from liquids. Do not damage the connection line and keep the plug tight.
4. Inside the control box, there are electronic components, metal parts, plastic parts, wires and so on. They should be disposed in accordance with the local laws and regulations. They cannot be disposed as household waste.
5. Before using the product, please make sure the product has been installed correctly.
6. Before starting use the product, please read the instruction and get the knowledge of all the functions and settings of the product.
7. Keep Children away from electric height-adjustable desks, control units and handsets. Manufacturer is not responsible of any damages that result from children's unpredictable behaviour.
8. Slight noise causes from the structure of the multi wedge belt or brake system will not impact the use of the product.
9. Do not use of corrosive or abrasive materials to clean the product. Make sure that the use of detergent does no harm to the environment.
10. Please make sure that there is no source of risk in your operating environment. For example, do not left around your tools. And always be careful to deal with packaging materials, in order to avoid any kinds of possible danger. Potential chocking risk exists when children play with plastic bags!
11. If necessary, retain the original package for future transportation.
12. Common troubleshooting: the following tips will help you detect and eliminate common failures and errors. If one of the failures you have encountered is not listed in the table below, please contact the seller or the manufacturer. All these failures or misoperation can only be investigated and corrected by the manufacturer or specially trained personnel.



Warning!

Recycling and Disposal

This product cannot be disposed as household waste. To prevent potential damage to the natural environment and human being, this product should be recycled for sustainable reuse. To recycle your item, please use collection and recycling system or contact the distributor or manufacturer.



Warning!

Lift the desktop to the top position before taking off the computer devices in order to prevent property damage or personal injury.



Warning!

The product must be moved by at least two people to avoid collision of moving parts and prevent property damage or personal injury.

FlexiSpot Limited Warranty

This limited warranty offered by FlexiSpot covers defects in material or workmanship in new FlexiSpot products. This warranty extends to the original purchaser only and is non-transferable. Only consumers purchasing FlexiSpot products from authorized FlexiSpot retailers or resellers may benefit from our limited warranty.

What is Covered?

The FlexiSpot limited warranty covers our products against defects in material or workmanship as follows:

•FlexiSpot Height Adjustable Desk Frames

All height-adjustable desks feature a 5-year warranty for the frame & motor and a 2-year warranty for the controller, switch, electronics and other mechanisms from the year of 2019.

•FlexiSpot Sit-Stand Desktop Workstations

All sit-stand desktop workstations feature a 5-year warranty for the frame & desktop and a 3-year warranty for the gas spring system and other mechanisms from the year of 2019.

•FlexiSpot Desk Bikes

All desk bikes and parts, including the frame, electronics, and other mechanisms, feature a 1-year warranty from the year of 2019.

•FlexiSpot Mini Steppers

All Mini Steppers feature a 3-year warranty from the year of 2019.

•FlexiSpot Monitor Mounts

All monitor mounts and parts, including arms, gas spring systems and other mechanisms, feature a 5-year warranty from the year of 2019.

What are your Remedies?

FlexiSpot will replace at no charge to the consumer the defective parts only or, at FlexiSpot's option, replace any product or part of the product that is defective because of improper workmanship and/or material, under normal installation, use, service and maintenance. If FlexiSpot is unable to provide a replacement and repair is not practical or cannot be completed in a timely fashion, FlexiSpot may elect to refund the purchase price in exchange for the return of the product. In the rare event that your FlexiSpot product is defective, we will provide you with a replacement item shipped at no cost to you within the continental United States. The shipping method for replacement products is FedEx Ground, but expedited shipping is available if you choose to pay the additional expense. In addition, you will need to pay the shipping costs if any products need to be shipped to you at an address outside the continental United States.

REPAIR OR REPLACEMENT (OR, IN LIMITED CIRCUMSTANCES, REFUND OF THE PURCHASE PRICE) AS PROVIDED UNDER THIS WARRANTY IS THE EXCLUSIVE REMEDY OF THE PURCHASER. FLEXISPOT NEITHER ASSUMES NOR AUTHORIZES ANY PERSON TO CREATE FOR ANY OTHER OBLIGATION OR LIABILITY IN CONNECTION WITH THIS PRODUCT.

FlexiSpot Limited Warranty

What is Not Covered?

Our limited warranty does not cover any problem that is caused by:

1. Conditions, malfunctions or damage not resulting from defects in material or workmanship.
2. Conditions, malfunctions or damage resulting from normal wear and tear, improper installation, improper maintenance, misuse, abuse, negligence, accident or alteration.
3. Accessories, connected materials and products, or related products not manufactured by FlexiSpot.
4. Conditions, malfunctions or damage resulting from failure to follow the instructions and guidelines relating to the product's intended use.

Our limited warranty is void if a product is returned with removed, damaged or tampered labels or any alterations (including removal of any component or external cover).

How to File a Claim?

In order to receive the benefit of our limited warranty, you need to process your claim in compliance with the terms of this limited warranty and follow proper return procedure. To request warranty service, please contact customer service via email at contact@FlexiSpot.com or toll free at 855-421-2808. You will need to provide the sales receipt or other evidence of the date and place of purchase for your FlexiSpot product.

Implied Warranties and Limitation of Damages

EXCEPT TO THE EXTENT PROHIBITED BY APPLICABLE LAW, ALL IMPLIED WARRANTIES (INCLUDING WARRANTIES OF MERCHANTABILITY AND FITNESS FOR A PARTICULAR PURPOSE) SHALL BE LIMITED IN DURATION TO THE DURATION OF THIS WARRANTY, AND FLEXISPOT SHALL NOT BE LIABLE FOR ANY INCIDENTAL, INDIRECT, SPECIAL, OR CONSEQUENTIAL DAMAGES, INCLUDING BUT NOT LIMITED TO LOSS OF PROFITS OR REVENUE, RESULTING FROM ANY BREACH OF EXPRESS OR IMPLIED WARRANTY OR CONDITION, OR UNDER ANY OTHER LEGAL THEORY, EVEN IF FLEXISPOT HAS BEEN ADVISED OF THE POSSIBILITY OF SUCH DAMAGES. Some jurisdictions do not allow limitations on the duration of an implied warranty or the exclusion or limitation of special, indirect, incidental or consequential damages, so the above limitations or exclusions may not apply to you.

Governing Law

This Warranty shall be governed by the laws of the State of California, USA, without giving effect to any conflict of laws principles that may provide the application of the law of another jurisdiction.

How State Law Applies

This Warranty gives you specific legal rights, and you may also have other rights which vary from state to state.